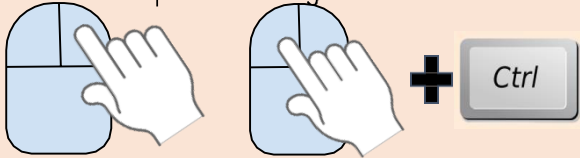


Y3/4 – How do we continue to Scratch? (2)

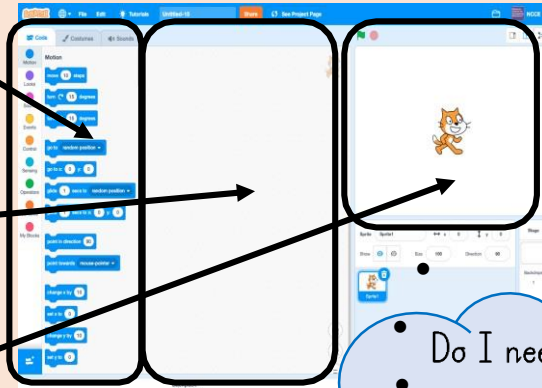
Duplicate your code by right-clicking and selecting **duplicate** or pressing **ctrl + click**. This is handy for when you want to copy your code onto another sprite or background.



Programming blocks

Programming area

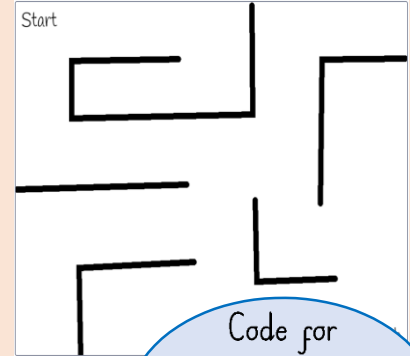
Stage with sprite



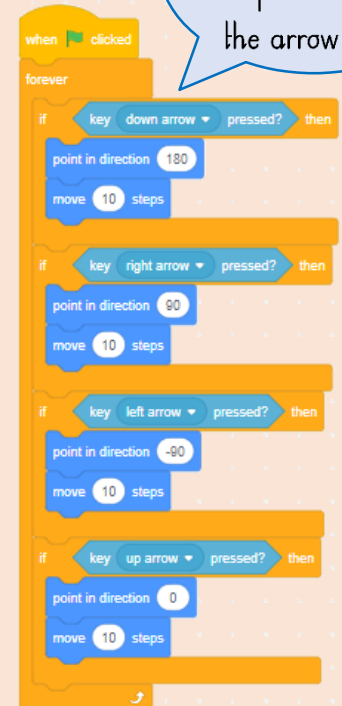
Why do we need to debug? When you have made a program and found that it doesn't work in the way you would like.

Do I need to?
Add a block
Change a block
Remove a block

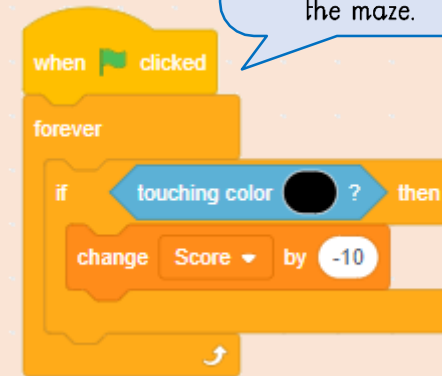
Try using **PaintZ** online to create a maze background to use in Scratch.



Code for moving your sprite using the arrow keys.



Code for losing points when hitting the edge of the maze.



Add extensions to your Scratch project, like the pen tool.

